

Balance Sheet - Quarterly (Excl GST) JUN 2008

	Jul 2007- Sep 2007	Last Year	Oct 2007- Dec 2007	Last Year	Jan 2008- Mar 2008	Last Year	Apr 2008- Jun 2008	Last Year
<u>Assets</u>								
<u>Current Assets</u>								
2001 LA interest bearing (m	87,620	69,916	260,293	140,795	287,670	27,822	231,964	108,517
2002 Commonwealth Bank	-	5,507	-	6,580	-	6,490	-	-
2003 Commonwealth Bank	-	(10)	-	75	-	60	-	-
2004 Commonwealth Bank	-	71,389	-	71,995	-	72,621	-	-
2005 LA primary (wpac) - £	57,392	5,941	207,844	40,125	24,146	31,024	39,274	10,232
2006 LCA (wpac) - 8058	39	349	4,177	50,477	643	8,542	47,578	5,968
2007 LA cash management	13,088	6,399	12,495	12,996	2,490	11,155	992	80
Total Current Assets	158,139	159,493	484,809	323,043	314,950	157,713	319,809	124,797
Total Assets	158,139	159,493	484,809	323,043	314,950	157,713	319,809	124,797
<u>Liabilities</u>								
<u>Current Liabilities</u>								
3380 GST payable control a	28,233	-	57,144	20,426	65,135	26,286	67,792	26,241
3384 Input tax credit contro	(33,743)	(1,086)	(38,060)	(6,723)	(67,526)	(29,354)	(70,177)	(32,275)
Total Current Liabilities	(5,510)	(1,086)	19,083	13,703	(2,391)	(3,068)	(2,385)	(6,034)
Total Liabilities	(5,510)	(1,086)	19,083	13,703	(2,391)	(3,068)	(2,385)	(6,034)
Net Assets	163,649	160,579	465,726	309,340	317,341	160,782	322,194	130,830
<u>Equity</u>								
4199 Retained profits	130,830	195,380	130,830	195,380	130,830	195,380	130,830	195,380
CYE Current Years Earnings	32,818	(34,801)	334,895	113,960	186,511	(34,598)	191,363	(64,549)

Balance Sheet - Quarterly (Excl GST) JUN 2008

	Jul 2007- Sep 2007	Last Year	Oct 2007- Dec 2007	Last Year	Jan 2008- Mar 2008	Last Year	Apr 2008- Jun 2008	Last Year
Total Equity	163,649	160,579	465,726	309,340	317,341	160,782	322,194	130,830

Cash Flow - Monthly (Excl GST) JUN 2008

	<u>Jul 2007</u>	<u>Aug 2007</u>	<u>Sep 2007</u>	<u>Oct 2007</u>	<u>Nov 2007</u>	<u>Dec 2007</u>	<u>Jan 2008</u>	<u>Feb 2008</u>	<u>Mar 2008</u>	<u>Apr 2008</u>	<u>May 2008</u>	<u>Jun 2008</u>	<u>YTD Actual</u>
<u>Income</u>													
0532/08 Sponsorship (local	-	-	20,000	-	-	16,265	5,864	-	22,138	-	28,280	-	92,547
0533/07 Sponsorship (over	-	-	8,000	40,142	29,980	-	-	-	-	-	-	-	78,122
0533/08 Sponsorship (over	-	18,350	-	-	-	-	19,886	42,050	-	-	-	-	80,287
0534/07 Registrations Ica 07	-	(87)	-	157	-	-	-	-	-	-	-	-	70
0534/08 Registrations Ica 08	-	-	-	47,730	109,532	115,042	44,613	7,156	-	-	-	-	324,072
0575/99 Interest - Administr	488	430	423	456	789	1,597	1,529	1,264	1,699	1,666	1,609	1,580	13,529
0584/52 Other income LPI	-	-	-	386	-	-	-	-	-	-	-	-	386
0584/99 Other income - mis	-	-	-	-	-	-	-	142	-	-	-	-	142
Total Income	488	18,693	28,423	88,871	140,300	132,904	71,892	50,612	23,837	1,666	29,889	1,580	589,155
<u>Less: Expenses</u>													
1525/08 Misc merchandise	-	-	-	-	-	-	835	-	-	-	-	-	835
1545/99 Bank fees & charg	21	46	43	17	78	79	19	21	26	21	22	24	416
1546/08 Credit card fees - I	-	-	-	198	1,025	1,663	845	481	(11)	-	-	-	4,202
1546/99 Credit card fees - a	40	40	40	40	40	40	40	40	40	40	40	40	480
1555 Crates & packing	-	-	-	-	-	-	184	-	-	-	-	-	184
1571/08 Ghosts - Ica2008	-	-	-	-	26	-	-	-	-	-	-	-	26
1571/09 Ghosts Ica09	-	-	-	-	-	-	-	-	455	-	127	553	1,135
1573/08 Publicity	-	-	-	-	410	900	937	-	-	-	-	-	2,247
1573/09 Publicity Ica2009	-	-	-	-	-	-	-	915	-	-	-	-	915
1580/08 Venue costs	-	-	-	-	-	-	87,999	84	-	12,744	36	-	100,863
1610/08 Penguin dinner	-	-	-	-	-	-	32,455	-	-	-	-	-	32,455
1611/08 Speakers Dinner - I	-	-	-	-	-	1,553	13,614	-	(6,133)	-	-	-	9,034
1611/09 Speakers dinner -lk	-	-	-	-	-	-	-	-	-	-	-	455	455
1612/08 Professional Deleg	-	-	-	-	-	1,533	-	-	-	-	3,081	-	4,614
1613/08 Daytime catering	-	-	-	-	-	-	29,234	149	-	-	270	-	29,652
1631/07 Speaker travel and	2,113	2,365	-	-	-	-	-	-	-	-	-	-	4,479
1631/08 Speaker travel and	-	-	-	18,139	17,052	2,624	5,726	2,575	-	49	402	-	46,567
1632/08 Audio/visual Ica08	-	-	-	-	172	-	2,980	6,106	-	223	-	-	9,481
1633/08 Speaker gifts	-	-	-	-	-	435	-	16	-	-	-	-	451
1634/08 Delegate accommc	-	-	-	1,909	3,364	-	40,388	28,683	(1,464)	-	-	-	72,880
1635/08 Local travel - Ica08	-	-	-	-	-	-	151	76	-	-	18	-	244
1640/08 Schwag for all atte	-	-	-	-	1,236	3,575	35,062	2,623	-	-	-	-	42,497
1660/08 Partners program	-	-	-	-	-	-	149	2,964	-	-	578	-	3,691
1661/08 Open Day	-	-	-	-	-	-	834	123	-	-	1,206	-	2,162
1663/08 Papers ctte - Ica08	-	-	-	-	395	-	-	-	-	-	-	-	395
1664/09 Zookeepr hackfest	-	-	-	-	-	-	-	-	-	-	-	1,707	1,707
1755/99 Insurance	-	-	-	-	-	-	-	-	-	-	200	-	200

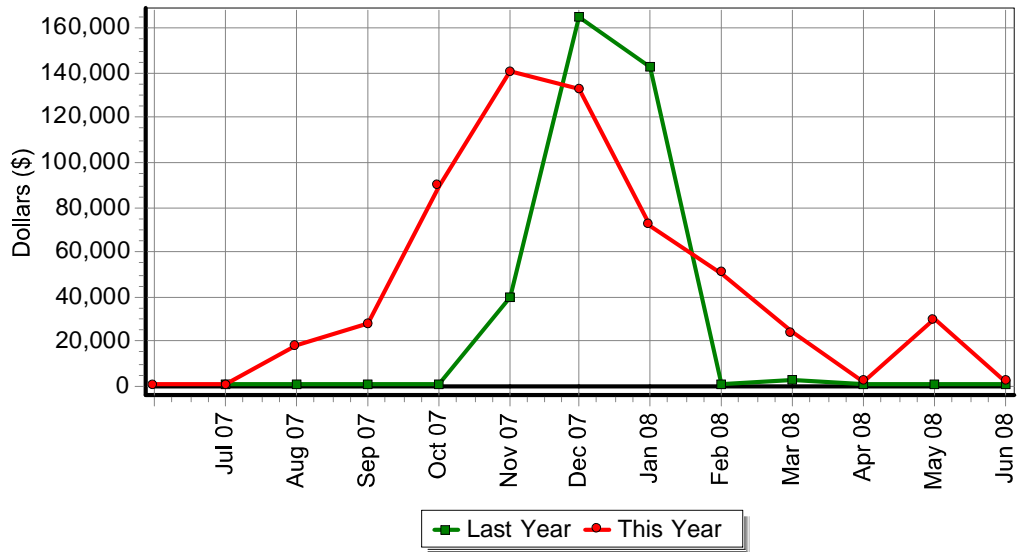
Cash Flow - Monthly (Excl GST) JUN 2008

	<u>Jul 2007</u>	<u>Aug 2007</u>	<u>Sep 2007</u>	<u>Oct 2007</u>	<u>Nov 2007</u>	<u>Dec 2007</u>	<u>Jan 2008</u>	<u>Feb 2008</u>	<u>Mar 2008</u>	<u>Apr 2008</u>	<u>May 2008</u>	<u>Jun 2008</u>	<u>YTD Actual</u>
1800/99 Face to face meeti	256	265	-	-	-	-	-	-	-	-	507	-	1,029
1801/07 Hardware purchas	-	3,544	-	-	-	-	-	-	-	-	-	-	3,544
1801/08 Hardware costs - I	-	-	-	-	23	-	1,567	267	-	2,000	-	-	3,857
1801/50 Hardware purchas	122	-	-	-	-	-	-	-	-	-	-	-	122
1801/99 Hardware purchas	-	-	-	-	-	-	-	-	-	-	191	-	191
1835/99 Postage and faxes	41	-	-	-	-	-	-	-	-	61	-	20	123
1840 Printing & stationery	-	-	-	-	-	-	119	-	-	-	-	-	119
1855/08 Storage rental - lca	-	-	-	-	956	-	350	634	-	-	-	-	1,941
1925/49 Subscriptions - On	-	725	-	-	-	-	-	-	-	-	-	-	725
1926/52 Sundry expenses -	-	-	-	1,646	-	-	-	-	-	-	-	-	1,646
1930/07 Sundry expenses ·	-	192	-	-	-	-	-	-	-	-	-	-	192
1930/08 Sundry expenses ·	871	-	-	-	-	-	162	2,404	-	-	258	-	3,695
1930/49 Sundry expenses ·	-	-	-	-	-	-	-	-	-	-	2,648	-	2,648
1930/51 Sundry expenses ·	-	-	-	-	-	-	-	-	-	-	20	-	20
1930/99 Sundry expenses	-	-	-	-	104	-	-	-	-	450	-	-	554
1950/49 Travel - special	709	671	-	251	-	-	-	-	-	-	293	-	1,923
1950/51 Travel, accom & cr	2,682	-	-	60	455	-	-	-	-	-	-	-	3,196
Total Expenses	6,855	7,849	83	22,259	25,336	12,402	253,651	48,160	(7,086)	15,588	9,896	2,799	397,792
Operating Profit (Loss)	(6,367)	10,845	28,340	66,611	114,964	120,501	(181,759)	2,451	30,923	(13,922)	19,993	(1,218)	191,363
<u>Less: Capital and Development</u>													
2001 LA interest bearing (w	(9,512)	(11,770)	385	456	170,789	1,429	1,529	(35,736)	61,584	4,153	(11,391)	(48,467)	123,447
2005 LA primary (wpac) - E	(61)	17,267	29,953	40,976	(23,153)	132,629	(202,433)	46,477	(27,741)	(17,123)	32,302	(51)	29,042
2006 LCA (wpac) - 8058	(2,325)	(3,607)	3	29,447	(24,130)	(1,179)	(1,170)	(2,374)	10	(17)	(74)	47,026	41,611
2007 LA cash managemen	4,847	8,166	(5)	-	(114)	(479)	-	(10,000)	(4)	(2,490)	996	(4)	912
Total Capital and Developme	(7,050)	10,056	30,336	70,879	123,392	132,400	(202,075)	(1,633)	33,848	(15,479)	21,833	(1,496)	195,012
<u>GST Movements</u>													
3380 GST payable control ε	-	(9)	2,000	4,827	10,953	13,131	5,048	730	2,214	-	2,828	(171)	41,551
3384 Input tax credit contro	(683)	(780)	(4)	(560)	(2,526)	(1,232)	(25,363)	(4,814)	711	(1,557)	(987)	(107)	(37,902)
Net GST	(683)	(789)	1,996	4,268	8,427	11,898	(20,316)	(4,084)	2,925	(1,557)	1,841	(277)	3,649
Net Cash Movement In (Out)	-	-	-	-	-	-	-	-	-	-	-	-	-

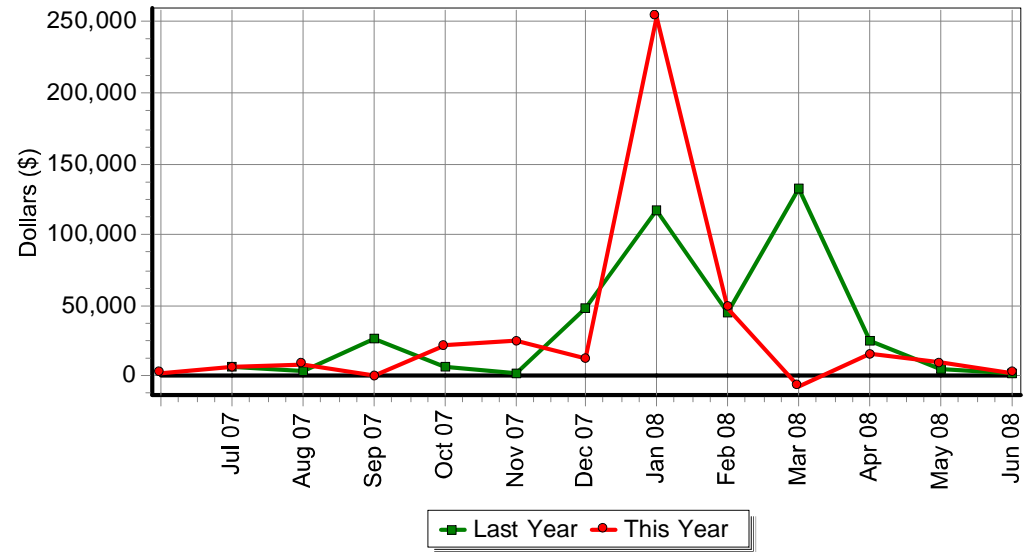
LINUXAUSTRALIA INC ONE PAGE SUMMARY

(Excl GST)

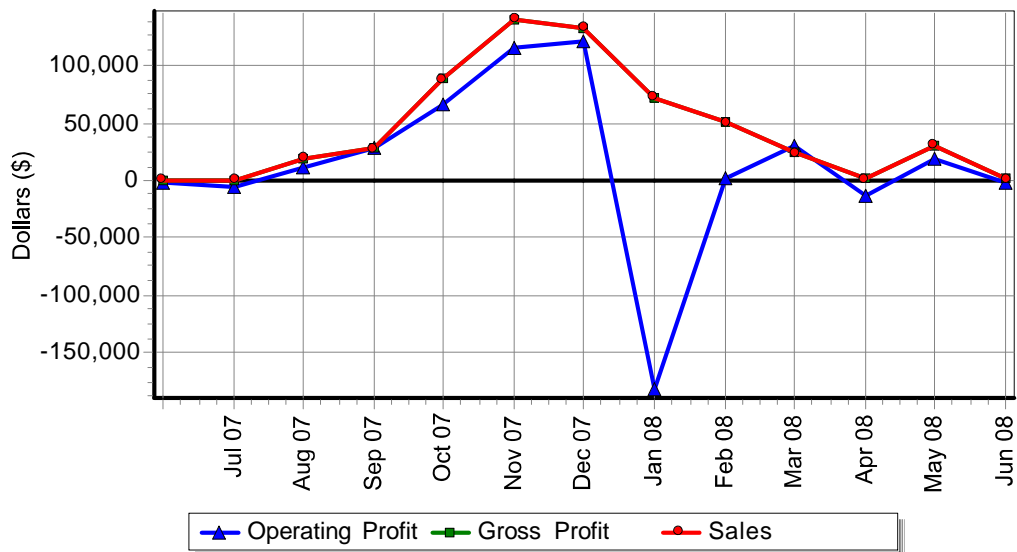
MONTHLY SALES



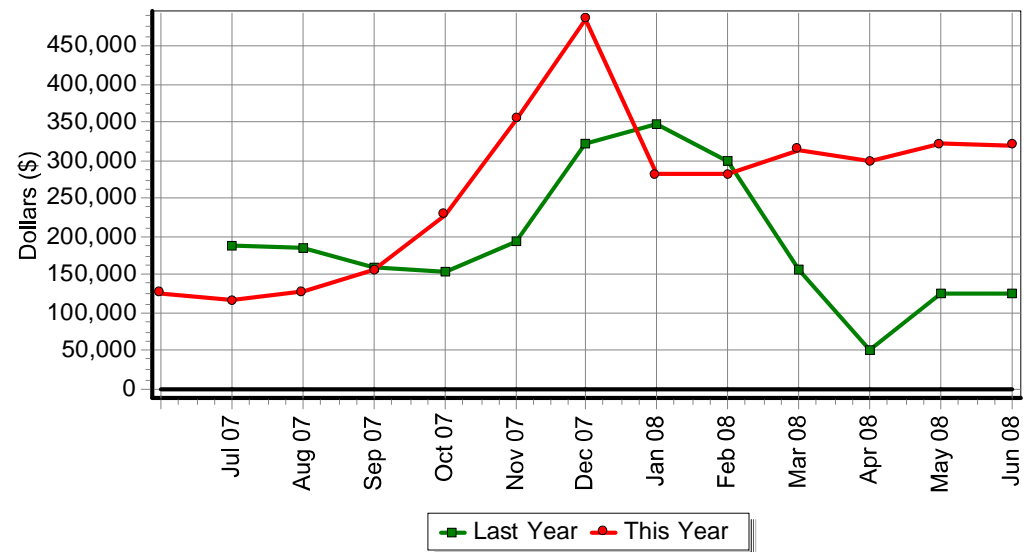
MONTHLY PAYMENTS



MONTHLY TRADING RESULTS - THIS YEAR



TOTAL MONTHLY BANK BALANCE



LINUXAUSTRALIA INC
Profit and Loss - Monthly (Excl GST) JUN 2008

For Division: Special Projects

	<u>Jul 2007</u>	<u>Aug 2007</u>	<u>Sep 2007</u>	<u>Oct 2007</u>	<u>Nov 2007</u>	<u>Dec 2007</u>	<u>Jan 2008</u>	<u>Feb 2008</u>	<u>Mar 2008</u>	<u>Apr 2008</u>	<u>May 2008</u>	<u>Jun 2008</u>	<u>YTD Actual</u>
<u>Income</u>													
<u>Less: Expenses</u>													
1925/49 Subscriptions - On	-	725	-	-	-	-	-	-	-	-	-	-	725
1930/49 Sundry expenses	-	-	-	-	-	-	-	-	-	-	2,648	-	2,648
1950/49 Travel - special	709	671	-	251	-	-	-	-	-	-	293	-	1,923
Total Expenses	709	1,396	-	251	-	-	-	-	-	-	2,940	-	5,296
Net Profit (Loss)	(709)	(1,396)	-	(251)	-	-	-	-	-	-	(2,940)	-	(5,296)

LINUXAUSTRALIA INC
Profit and Loss - Monthly (Excl GST) JUN 2008

For Division: Mirror Project

	<u>Jul 2007</u>	<u>Aug 2007</u>	<u>Sep 2007</u>	<u>Oct 2007</u>	<u>Nov 2007</u>	<u>Dec 2007</u>	<u>Jan 2008</u>	<u>Feb 2008</u>	<u>Mar 2008</u>	<u>Apr 2008</u>	<u>May 2008</u>	<u>Jun 2008</u>	<u>YTD Actual</u>
<u>Income</u>													
<u>Less: Expenses</u>													
1801/50 Hardware purchas	122	-	-	-	-	-	-	-	-	-	-	-	122
Net Profit (Loss)	(122)	-	-	-	-	-	-	-	-	-	-	-	(122)

LINUXAUSTRALIA INC
Profit and Loss - Monthly (Excl GST) JUN 2008

For Division: Grant Scheme

	<u>Jul 2007</u>	<u>Aug 2007</u>	<u>Sep 2007</u>	<u>Oct 2007</u>	<u>Nov 2007</u>	<u>Dec 2007</u>	<u>Jan 2008</u>	<u>Feb 2008</u>	<u>Mar 2008</u>	<u>Apr 2008</u>	<u>May 2008</u>	<u>Jun 2008</u>	<u>YTD Actual</u>
<u>Income</u>													
<u>Less: Expenses</u>													
1930/51 Sundry expenses	-	-	-	-	-	-	-	-	-	-	20	-	20
1950/51 Travel, accom & c	2,682	-	-	60	455	-	-	-	-	-	-	-	3,196
Total Expenses	2,682	-	-	60	455	-	-	-	-	-	20	-	3,216
Net Profit (Loss)	(2,682)	-	-	(60)	(455)	-	-	-	-	-	(20)	-	(3,216)

Profit and Loss - Monthly (Excl GST) JUN 2008

For Division: LPI

	<u>Jul 2007</u>	<u>Aug 2007</u>	<u>Sep 2007</u>	<u>Oct 2007</u>	<u>Nov 2007</u>	<u>Dec 2007</u>	<u>Jan 2008</u>	<u>Feb 2008</u>	<u>Mar 2008</u>	<u>Apr 2008</u>	<u>May 2008</u>	<u>Jun 2008</u>	<u>YTD Actual</u>
<u>Income</u>													
0584/52 Other income LPI	-	-	-	386	-	-	-	-	-	-	-	-	386
<u>Less: Expenses</u>													
1926/52 Sundry expenses -	-	-	-	1,646	-	-	-	-	-	-	-	-	1,646
Net Profit (Loss)	-	-	-	(1,259)	-	-	-	-	-	-	-	-	(1,259)

Profit and Loss - Monthly (Excl GST) JUN 2008

For Division: Administrative Overhead

	<u>Jul 2007</u>	<u>Aug 2007</u>	<u>Sep 2007</u>	<u>Oct 2007</u>	<u>Nov 2007</u>	<u>Dec 2007</u>	<u>Jan 2008</u>	<u>Feb 2008</u>	<u>Mar 2008</u>	<u>Apr 2008</u>	<u>May 2008</u>	<u>Jun 2008</u>	<u>YTD Actual</u>
<u>Income</u>													
0575/99 Interest - Administr	488	430	423	456	789	1,597	1,529	1,264	1,699	1,666	1,609	1,580	13,529
0584/99 Other income - mis	-	-	-	-	-	-	-	142	-	-	-	-	142
Total Income	488	430	423	456	789	1,597	1,529	1,405	1,699	1,666	1,609	1,580	13,671
<u>Less: Expenses</u>													
1545/99 Bank fees & charg	21	46	43	17	78	79	19	21	26	21	22	24	416
1546/99 Credit card fees - a	40	40	40	40	40	40	40	40	40	40	40	40	480
1755/99 Insurance	-	-	-	-	-	-	-	-	-	-	200	-	200
1800/99 Face to face meeti	256	265	-	-	-	-	-	-	-	-	507	-	1,029
1801/99 Hardware purchas	-	-	-	-	-	-	-	-	-	-	191	-	191
1835/99 Postage and faxes	41	-	-	-	-	-	-	-	-	61	-	20	123
1930/99 Sundry expenses	-	-	-	-	104	-	-	-	-	450	-	-	554
Total Expenses	358	351	83	57	222	119	59	61	66	572	960	84	2,992
Net Profit (Loss)	130	79	340	399	567	1,478	1,470	1,344	1,633	1,094	649	1,496	10,678